



**NOTICE OF REGULAR MEETING  
AND  
NOTICE OF PUBLIC HEARING AS TO PROPOSED 2024 BUDGET  
AND AMENDED 2023 BUDGET**

**NOTICE OF REGULAR MEETING  
- CASTLE PINES NORTH METROPOLITAN DISTRICT –  
DOUGLAS COUNTY, COLORADO**

NOTICE IS HEREBY GIVEN that the Board of Directors of the **CASTLE PINES NORTH METROPOLITAN DISTRICT**, of the County of Douglas, State of Colorado, will hold a regular meeting at 6:00 p.m., on Monday, November 27, 2023, at 7404 Yorkshire Drive, Castle Pines, Colorado. The meeting will be held for the purpose of considering for approval the 2024 proposed budget and, if necessary, an amendment to the 2023 budget, and conducting such other business as may come before the Board.

The meeting is open to the Public.

BY ORDER OF THE BOARD OF DIRECTORS:  
CASTLE PINES NORTH METROPOLITAN DISTRICT  
By: /s/ SETER & VANDER WALL, P.C.

**NOTICE OF PROPOSED 2024 BUDGET  
AND AMENDMENT OF 2023 BUDGET, IF NECESSARY**

Notice is hereby given that a proposed budget has been submitted to the Castle Pines North Metropolitan District (“District”) Board of Directors for the ensuing year of 2024 and that a copy of such proposed budget has been filed in the District office, where it is open for public inspection. A public hearing on the proposed 2024 budget and to amend the 2023 budget, if necessary, will be held at a regular meeting of the Board on November 27, 2023 at 6:00 p.m. The meeting will be held at the Castle Pines North Metropolitan District offices at 7404 Yorkshire Drive, Castle Pines, CO, 80108. Any interested elector of the District may inspect the proposed budget and file any objections thereto at any time prior to the final adoption of the budget.

BY ORDER OF THE BOARD OF DIRECTORS:  
CASTLE PINES NORTH METROPOLITAN DISTRICT

By: /s/ Nathan Travis, Interim District Manager

Published in: Douglas County News Press  
Published on: November 16, 2023

Thereupon, Director Radloff introduced and moved the adoption of the following Resolution:

RESOLUTION

A RESOLUTION SUMMARIZING EXPENDITURES AND REVENUES FOR EACH FUND AND ADOPTING A BUDGET, LEVYING PROPERTY TAXES FOR COLLECTION IN THE YEAR 2024 TO HELP DEFRAY THE COSTS OF GOVERNMENT, AND APPROPRIATING SUMS OF MONEY TO EACH FUND IN THE AMOUNTS AND FOR THE PURPOSES SET FORTH HEREIN FOR THE CASTLE PINES NORTH METROPOLITAN DISTRICT, DOUGLAS COUNTY, COLORADO, FOR THE CALENDAR YEAR BEGINNING ON THE FIRST DAY OF JANUARY, 2024, AND ENDING ON THE LAST DAY OF DECEMBER, 2024.

WHEREAS, the Board of Directors of the Castle Pines North Metropolitan District has authorized its budget officer to prepare and submit a proposed budget to said governing body at the proper time; and

WHEREAS, the proposed budget has been submitted to the Board of Directors of the District for its consideration; and

WHEREAS, upon due and proper notice, published in accordance with law, said proposed budget was open for inspection by the public at a designated place, a public hearing was held on November 27, 2023, and interested electors were given the opportunity to file or register any objections to said proposed budget; and

WHEREAS, the budget being adopted by the Board has been prepared based on the best information available to the Board regarding the effects of Article X, Section 20 of the Colorado Constitution; and

WHEREAS, whatever increases may have been made in the expenditures, like increases were added to the revenues so that the budget remains in balance, as required by law.

NOW, THEREFORE, BE IT RESOLVED BY THE BOARD OF DIRECTORS OF THE CASTLE PINES NORTH METROPOLITAN DISTRICT OF DOUGLAS COUNTY, COLORADO:

Section 1. Summary of 2024 Revenues and 2024 Expenditures. That the estimated revenues and expenditures for each fund for fiscal year 2024, as more specifically set forth in the budget attached hereto, are accepted and approved.

Section 2. Adoption of Budget. That the budget as submitted, amended and attached hereto and incorporated herein is approved and adopted as the budget of the Castle Pines North Metropolitan District for fiscal year 2024.

Section 3. Levy of General Property Taxes. That the foregoing budget indicated that the amount of money necessary to balance the budget for the General Fund for operating expenses from property tax revenue is \$973,360 and that the 2023 valuation for assessment, as certified by the Douglas County Assessor, is \$276,365,860. That for the purposes of meeting all general operating expenses of the District during the 2024 budget year, there is hereby levied a tax of 7.000 mills upon each dollar of the total valuation of assessment of all taxable property within the District for the year 2024, less a temporary mill levy reduction of 3.500 mills, for a total levy of 3.522 mills, including a levied tax of 0.022 mills for refunds/abatements.

Section 4. Certification to County Commissioners. That the Secretary of the District, is hereby authorized and directed to immediately cause to have certified to the County Commissioners of Douglas County, the mill levy for the District hereinabove determined and set forth on the Certification of Tax Levies for Non-School Governments attached hereto.

Section 5. Appropriations. That the amounts set forth as expenditures and balances remaining, as specifically allocated in the budget attached hereto, are hereby appropriated from the revenue of each fund, to each fund, for the purposes stated and no other.

Section 6. Budget Certification. That the budget shall be certified by the Secretary or Assistant Secretary of the District, and made a part of the public records of the Castle Pines North Metropolitan District.


The foregoing Resolution was seconded by Director Blanckaert.

RESOLUTION APPROVED AND ADOPTED THIS 27TH DAY OF NOVEMBER,  
2023.


*[Remainder of Page Intentionally Left Blank]*

*[Castle Pines North Metropolitan District  
2024 Budget Resolution Signature Page]*


CASTLE PINES NORTH METROPOLITAN  
DISTRICT

By:   
President

ATTEST:

By:   
Secretary or Assistant Secretary


Approved as to Form:

By:   
Kim J. Seter, District Legal Counsel

STATE OF COLORADO  
COUNTY OF DOUGLAS  
CASTLE PINES NORTH METROPOLITAN DISTRICT

I, \_\_\_\_\_, hereby certify that I am a Director and the duly elected and qualified Secretary or Assistant Secretary of the Castle Pines North Metropolitan District, and that the foregoing constitute a true and correct copy of the record of proceedings of the Board of Directors of said District, adopted at a meeting of the Board of Directors of the Castle Pines North Metropolitan District held on Monday, November 27, 2023 at 7404 Yorkshire Drive, Castle Pines, Colorado, as recorded in the official record of the proceedings of the District, insofar as said proceedings relate to the budget hearing for fiscal year 2024; that said proceedings were duly had and taken; that the meeting was duly held; and that the persons were present at the meeting as therein shown.

IN WITNESS WHEREOF, I have hereunto subscribed my name and affixed the official seal of the District this 27th day of November, 2023.

  
Secretary or Assistant Secretary

[ SEAL ]

**EXHIBIT A**

**BUDGET DOCUMENT  
AND  
BUDGET MESSAGE**

## **CASTLE PINES NORTH METROPOLITAN DISTRICT 2024 BUDGET MESSAGE**

Castle Pines North Metropolitan District is a quasi-municipal corporation organized and operated pursuant to provisions set forth in the Colorado Special District Act. The District was established to provide construction, installation, financing and operation of public improvements, including water, sanitary sewer, storm drainage and park facilities.

The District's operations and administrative functions are performed by both employed and contracted staff.

The budget is prepared on the modified accrual basis of accounting, which is consistent with the basis of accounting used in presenting the District's financial statements.

In preparing the 2024 budget, the following goals are foremost for the District:

- Provide clean, safe, reliable, on-demand drinking water and wastewater treatment services.
- Provide a temporary mill levy reduction of 3.500 mills, resulting in a total assessment of 3.522 mills.
- Provide the level of services as desired by the property owners and residents of the District in the most economical manner possible.

### **Property Taxes**

The District assessed a mill levy of 3.522 on an assessed value of \$276,365,860 which is budgeted to produce property tax revenues of \$973,361.

The District reduced its mill levy for 2024 following voter approval of the City of Castle Pines (City) Ballot Measure 2F which authorized an ad valorem property tax of 12 mills for park, recreation and trailhead open space improvements and maintenance. These services had previously been provided and managed by the District. The District plans to file a service plan update with Douglas County to permanently reduce the District's mill levy authorization from 19 mills to 7 mills.

## **CONSERVATION TRUST FUND**

The District budget includes lottery proceeds and interest of \$50,200 and a corresponding payment to the City of \$50,200 to be used for parks, recreation and open spaces expenditures.

## **WATER ENTERPRISE FUND**

### **Revenues**

Based on the combination of the fixed monthly water service charges, monthly water usage charges and other miscellaneous water related revenues, the District forecasts \$3,955,000 in total water operating revenues for 2024.

In addition, the District forecasts \$4,554,671 in non-operating revenues related to property taxes (\$730,021), specific ownership taxes (\$58,400), interest (\$250,000), capital improvement fees (\$1,500,000), water connection fees (\$1,000,000), renewable water investment revenue (\$1,000,000) and other miscellaneous revenues (\$16,250).

### **Expenditures**

Water operating expenditures are budgeted to be \$4,896,165 which includes expenditures for salaries and benefits, professional services, well expenditures, water treatment plant expenditures, water distribution expenditures, Centennial delivery charges and other miscellaneous operations charges.

In addition, the District forecasts \$8,692,950 in non-operating expenditures which primarily includes expenditures related to water treatment plant tank rehabilitation and upgrades, water line replacement and water filter rehabilitation program.

### **Fund Balance Reserves**

The District Water Enterprise Fund is projected to have an ending fund balance of \$39,780,317.

## **WASTEWATER ENTERPRISE FUND**

### **Revenues**

Based on the combination of the monthly sewer service and customer charges and other miscellaneous wastewater water related revenues, the District forecasts \$2,142,000 in total wastewater operating revenues for 2024.

In addition, the District forecasts \$831,245 in non-operating revenues related to property taxes (\$252,295), specific ownership taxes (\$20,200), interest (\$50,000), wastewater connection fees (\$500,000) and other miscellaneous revenues (\$8,750).

### **Expenditures**

Wastewater operating expenditures are budgeted to be \$2,269,875 which includes expenditures for salaries and benefits, professional services, sewer fees, repairs and maintenance and other miscellaneous operations charges.

In addition, the District forecasts \$3,603,784 in non-operating expenditures which includes lift station renovations, debt service payment and other miscellaneous charges.

### **Fund Balance Reserves**

The District Wastewater Enterprise Fund is projected to have an ending fund balance of \$2,378,921.

**Castle Pines North Metropolitan District**  
**2024 ADOPTED BUDGET**  
**WITH 2022 ACTUAL AND 2023 ESTIMATED AMOUNTS**  
**FOR THE YEARS ENDED AND ENDING DECEMBER 31,**

	2022 ACTUAL	2023 ESTIMATED	2024 ADOPTED
<b>Mill Levy</b>			
<b>PROPERTY TAXES:</b>			
NET ASSESSED VALUTATION	\$ 210,532,450	\$ 209,511,790	\$ 276,365,860
MILL LEVY	19.000	19.000	7.000
TEMPORARY REDUCTION	(3.210)	(3.210)	(3.500)
SUBTOTAL	15.790	15.790	3.500
ABATEMENT	-	-	0.0220
<b>TOTAL</b>	<b>15.790</b>	<b>15.790</b>	<b>3.522</b>
<b>PROPERTY TAXES</b>	<b>\$ 3,324,307</b>	<b>\$ 3,308,191</b>	<b>\$ 967,281</b>
<b>ABATEMENT</b>	<b>-</b>	<b>-</b>	<b>6,080</b>
<b>TOTAL PROPERTY TAXES</b>	<b>\$ 3,324,307</b>	<b>\$ 3,308,191</b>	<b>\$ 973,361</b>
<b>WATER FUND - 75%</b>			<b>\$ 730,021</b>
<b>WASTEWATER FUND - 25%</b>			<b>\$ 243,340</b>

<b>General Fund</b>			
<b>Revenues</b>			
10-00-00-4110	General Property Tax	\$ 3,320,757	\$ 3,308,191
10-00-00-4120	Specific Ownership Tax	293,970	264,700
10-00-00-4210	Interest	54,587	2,000
10-00-00-4230	Farm Land Revenue	22,872	-
10-00-00-4235	Oil Royalty Revenue	43,657	21,000
10-00-00-4250	Misc. Revenue	36,203	2,500
10-00-00-4260	Cell Phone Lease Revenue	99,397	75,000
	<b>TOTAL REVENUES</b>	<b>3,871,443</b>	<b>3,673,391</b>
<b>EXPENDITURES - General Fund</b>			
<b>EXPENDITURES - Salaries &amp; Benefits</b>			
10-00-00-5111	Salaries - Salaried	81,395	25,500
10-00-00-5113	Salaries - Hourly	39,624	-
10-00-00-5121	PERA Employer Contribution	10,318	1,750
10-00-00-5122	Unemployment Insurance Taxes	308	60
10-00-00-5123	Workman Comp Insurance	273	40
10-00-00-5124	Employer Contr. Health Insurance	8,340	2,000
10-00-00-5125	Employer Contr. Medicare	10,191	172
10-00-00-5126	PERA Matchmaker Contribution	1,854	178
	<b>Total Expenditures - Salaries &amp; Benefits</b>	<b>152,303</b>	<b>29,700</b>
<b>EXPENDITURES - Other</b>			
10-00-00-5112	Director Compensation	9,000	-
10-00-00-5145	Accounting and Payroll	147,796	40,000
10-00-00-5146	Audit	31,800	1,000
10-00-00-5163	Legal Services	146,345	40,602
10-00-00-5166	Software Support	27,826	8,400
10-00-00-5169	Consulting Svcs - Communications	68,451	10,400
10-00-00-5171	Consulting Svcs - Website Maintenance	-	300
10-00-00-5172	Consulting Svcs - Public Relations	11,339	4,200
10-00-00-5201	Telephone	12,121	5,800
10-00-00-5202	Building Utilities	14,793	5,000
10-00-00-5204	Trash Removal	2,818	1,000
10-00-00-5218	Professional Memberships/Subscriptions	-	1,200
10-00-00-5219	Professional Education/Conferences	3,200	-
10-00-00-5221	Postage & Freight	3,673	700
10-00-00-5222	Printing & Copying	6,727	1,450
10-00-00-5223	Office Supplies	2,926	1,450
10-00-00-5225	Insurance	12,428	-
10-00-00-5226	County Treasurer Collection	49,838	49,623
10-00-00-5229	Building Cleaning Expenses	6,816	1,700

**Castle Pines North Metropolitan District  
2024 ADOPTED BUDGET  
WITH 2022 ACTUAL AND 2023 ESTIMATED AMOUNTS  
FOR THE YEARS ENDED AND ENDING DECEMBER 31,**

		2022 ACTUAL	2023 ESTIMATED	2024 ADOPTED
10-00-00-5230	Miscellaneous	5,998	500	-
10-00-00-5231	Election	40,888	8,200	-
10-00-00-5235	Office Furniture/Equipment	1,208	2,000	-
10-00-00-5301	Vehicle Repair & Maint.	-	500	-
10-00-00-5310	Building R & M	14,279	1,840	-
10-00-00-5312	Building Expenses/Supplies	5,056	265	-
10-00-00-6516	Transfer to Water Fund	-	422,500	-
10-00-00-6517	Transfer to Wastewater Fund	-	227,500	-
10-00-00-5999	IGA transfer- City of Castle Pines	-	2,884,046	-
	<b>Total Expenditures - Other</b>	<b>625,326</b>	<b>3,720,176</b>	<b>-</b>
	<b>Total Expenditures - Salaries &amp; Benefits and Other</b>	<b>777,629</b>	<b>3,749,876</b>	<b>-</b>
	<b>EXPENDITURES - Parks And Open Space</b>			
	<b>Expenditures - Salaries &amp; Benefits</b>			
10-20-00-5111	Salaries - Salaried	157,664	20,000	-
10-20-00-5113	Salaries Hourly	23,775	5,000	-
10-20-00-5121	PERA Employer Contribution	21,683	3,000	-
10-20-00-5122	Unemployment Insurance Taxes	422	180	-
10-20-00-5123	Workman Comp Insurance	3,628	500	-
10-20-00-5124	Employer Contr. Health Insurance	36,053	3,000	-
10-20-00-5125	Employer Contr. Medicare	2,610	500	-
10-20-00-5126	PERA Matchmaker Contribution	4,227	500	-
	<b>Total Expenditures - Salaries &amp; Benefits</b>	<b>250,062</b>	<b>32,680</b>	<b>-</b>
	<b>Expenditures - Other</b>			
10-20-00-5165	Other Consulting Services	-	150	-
10-20-00-5166	Software Support	619	-	-
10-20-00-5201	Telephone/Alarms	3,155	1,400	-
10-20-00-5218	Professional Memberships/Subscriptions	789	200	-
10-20-00-5219	Professional Education/Conferences	2,655	1,000	-
10-20-00-5225	Insurance	83,457	-	-
10-20-00-5301	Vehicle R & M	16,572	6,400	-
10-20-00-5302	Vehicle Fuel Expense	8,239	2,000	-
10-20-00-5400	Irrigation Expense	355,315	50,000	-
10-20-00-5401	Storm Drainage Expense	7,342	3,000	-
10-20-00-5410	Grounds Maintenance Contract - ARK	93,021	3,200	-
10-20-00-5411	Grounds Maintenance - Pest Control	2,842	450	-
10-20-00-5412	Grounds Maintenance - Tree Pruning/Removal & Shrubs	29,268	24,000	-
10-20-00-5413	Grounds Maintenance Contract - BrightView	120,351	54,000	-
10-20-00-5414	Grounds R & M - Retaining Wall	23,040	-	-
10-20-00-5420	Grounds Operating Supplies	4,959	2,500	-
10-20-00-5425	Grounds R & M - Landscape	139,737	5,400	-
10-20-00-5427	Grounds R & M - Slope Repair	-	5,000	-
10-20-00-5428	Grounds R & M - Other	92,062	24,000	-
10-20-00-5429	Grounds R & M - Electrical	8,988	5,000	-
10-20-00-5441	Ground R & M - Irrigation	48,327	15,500	-
10-20-00-5430	Electricity Parks/Open Space	44,508	22,000	-
10-20-00-5431	Grounds R & M - Plant Material	1,549	22,000	-
10-20-00-5434	Holiday Lighting	19,798	-	-
10-20-00-5435	Parks Services	22,168	17,500	-
10-20-00-5440	Fire Mitigation	29,395	-	-
10-20-00-5999	IGA transfer - City of Castle Pines	-	3,806,574	-
	<b>Total Expenditures - Other</b>	<b>1,158,156</b>	<b>4,071,274</b>	<b>-</b>
	<b>Total Expenditures - Salaries &amp; Benefits and Other</b>	<b>1,408,218</b>	<b>4,103,954</b>	<b>-</b>

**Castle Pines North Metropolitan District  
2024 ADOPTED BUDGET  
WITH 2022 ACTUAL AND 2023 ESTIMATED AMOUNTS  
FOR THE YEARS ENDED AND ENDING DECEMBER 31,**

		2022 ACTUAL	2023 ESTIMATED	2024 ADOPTED
	<b>EXPENDITURES - Capital</b>			
10-20-00-7115	Architecture Design - Master Plan	33,697	3,700	-
10-20-00-7117	Website	-	8,400	-
10-20-00-7118	Sound System	-	5,800	-
10-00-00-7608	Pickleball Court	281,528	460,000	-
10-20-00-5999	IGA - City of Castle Pines	-	3,191,151	-
	<b>Total Expenditures - Capital</b>	<b>315,225</b>	<b>3,669,051</b>	<b>-</b>
	<b>Other Financing Sources (Uses)</b>			
10-50-00-7900	Transfers	(9,845,455)	-	-
10-50-00-4310	Proceeds on disposal of assets	9,229,364	-	-
	<b>Total Other Financing Sources (Uses)</b>	<b>(616,091)</b>	<b>-</b>	<b>-</b>
	<b>Change in Fund Balance</b>	<b>754,280</b>	<b>(7,849,490)</b>	<b>-</b>
	<b>Beginning Fund Balance</b>	<b>7,095,210</b>	<b>7,849,490</b>	<b>-</b>
	<b>GENERAL - ENDING FUND BALANCE</b>	<b>\$ 7,849,490</b>	<b>\$ -</b>	<b>\$ -</b>

<b>2015 COP SPECIAL REVENUE FUND</b>				
	<b>Revenues</b>			
50-00-00-4412	Base Rental Revenue	\$ -	\$ -	\$ -
50-00-00-4250	Interest on 2015 COPS	27	-	-
	<b>Total Revenues</b>	<b>27</b>	<b>-</b>	<b>-</b>
	<b>Expenditures</b>			
50-00-00-7550	2015 COP Principal	18,805,000	-	-
50-00-00-7560	2015 COP Interest and Fees	330,381	-	-
	<b>Total Expenditures</b>	<b>19,135,381</b>	<b>-</b>	<b>-</b>
	<b>Transfers</b>	<b>19,135,354</b>	<b>-</b>	<b>-</b>
	<b>Change in Fund Balance</b>	<b>-</b>	<b>-</b>	<b>-</b>
	<b>Beginning Fund Balance</b>	<b>-</b>	<b>-</b>	<b>-</b>
	<b>2015 COP SPECIAL REVENUE FUND - ENDING FUND BALANCE</b>	<b>\$ -</b>	<b>\$ -</b>	<b>\$ -</b>

<b>Conservation Trust Fund</b>				
	<b>Revenues</b>			
20-00-00-4240	Lottery Proceeds	\$ 48,663	\$ 56,500	\$ 50,000
20-00-00-4210	Interest	7,082	200	200
	<b>Total Revenues</b>	<b>55,745</b>	<b>56,700</b>	<b>50,200</b>
	<b>Expenditures</b>			
20-00-00-5999	IGA - City of Castle Pines	-	476,070	50,200
	<b>Total Expenditures</b>	<b>-</b>	<b>476,070</b>	<b>50,200</b>
	<b>Change in Fund Balance</b>	<b>55,745</b>	<b>(419,370)</b>	<b>-</b>
	<b>Beginning Fund Balance</b>	<b>363,625</b>	<b>419,370</b>	<b>-</b>
	<b>CONSERVATION TRUST - ENDING FUND BALANCE</b>	<b>\$ 419,370</b>	<b>\$ -</b>	<b>\$ -</b>

**Castle Pines North Metropolitan District**  
**2024 ADOPTED BUDGET**  
**WITH 2022 ACTUAL AND 2023 ESTIMATED AMOUNTS**  
**FOR THE YEARS ENDED AND ENDING DECEMBER 31,**

	2022 ACTUAL	2023 ESTIMATED	2024 ADOPTED
<b>Water Enterprise Fund</b>			
<b>Water Operating Revenues</b>			
60-60-00-4412	\$ 3,488,297	\$ 3,250,000	\$ 3,250,000
60-60-00-4450	101,342	115,000	120,000
60-60-00-4404	582,539	525,000	530,000
60-60-00-4220	32,241	-	-
60-60-00-4280	141,064	25,000	25,000
60-60-00-4250	-	10,000	15,000
60-60-00-4413	1,591	10,000	15,000
	<b>4,347,074</b>	<b>3,935,000</b>	<b>3,955,000</b>
<b>Water Operating Expenditures</b>			
<b>Salaries &amp; Benefits</b>			
60-60-00-5111	122,124	199,000	213,000
60-60-00-5113	42,795	-	-
60-60-00-5114	10,033	10,000	13,000
60-60-00-5121	16,766	19,900	21,300
60-60-00-5122	446	400	500
60-60-00-5123	546	500	600
60-60-00-5124	32,123	19,900	21,300
60-60-00-5125	2,613	15,200	16,300
60-60-00-5126	1,238	4,000	4,300
	<b>228,684</b>	<b>268,900</b>	<b>290,300</b>
<b>Other - Water</b>			
60-00-00-5112	-	6,500	7,150
60-60-00-5145	73,299	166,400	175,500
60-00-00-5146	-	48,750	48,750
60-60-00-5146	-	205,000	256,490
60-60-00-5159	46,050	40,000	40,000
60-60-00-5161	71,344	85,000	85,000
60-60-00-5163	-	91,000	91,000
60-60-00-5175	250,498	75,000	75,000
60-60-00-5165	22,663	15,000	15,000
60-60-00-5166	7,675	19,500	19,500
60-60-00-5167	47,152	55,000	60,000
60-60-00-5168	-	12,000	20,000
60-60-00-5169	25,250	41,000	120,000
60-60-00-5170	-	10,000	120,000
60-60-00-5171	8,023	5,000	5,000
60-60-00-5172	10,644	-	-
60-60-00-5201	46,886	25,675	15,000
60-60-00-5202	-	9,750	9,750
60-60-00-5204	-	1,950	1,950
60-60-00-5205	24,814	40,000	42,000
60-60-00-5206	671,519	765,000	826,200
60-60-00-5207	80,096	80,000	86,400
60-60-00-5208	14,702	19,200	20,700
60-60-00-5209	78,065	45,000	48,600
60-60-00-5218	1,540	1,850	2,275
60-60-00-5219	7,416	12,000	19,000
60-60-00-5220	51,849	53,300	58,500
60-60-00-5221	9,750	14,950	15,275
60-60-00-5222	22,898	13,000	13,325
60-60-00-5223	39,651	21,613	13,000
60-60-00-5226	174,614	85,000	90,000
60-60-00-5229	-	5,200	5,200
60-60-00-5230	48,150	9,750	9,750
60-60-00-5231	-	33,800	-
60-60-00-5235	-	1,950	1,950
60-60-00-5236	6,687	1,650	1,800
60-60-00-5243	4,418	-	4,500
60-60-00-5301	23,969	-	-
60-60-00-5302	2,291	4,000	-

**Castle Pines North Metropolitan District**  
**2024 ADOPTED BUDGET**  
**WITH 2022 ACTUAL AND 2023 ESTIMATED AMOUNTS**  
**FOR THE YEARS ENDED AND ENDING DECEMBER 31,**

		2022 ACTUAL	2023 ESTIMATED	2024 ADOPTED
60-60-00-5305	Office Equipment R & M	-	1,300	1,300
60-60-00-5310	Building R & M	-	13,000	13,000
60-60-00-5311	Ditch Operating Assessments	46,115	57,000	10,000
60-60-00-5312	Building Expenses/Supplies	-	3,250	3,250
60-60-00-5316	Ditch/Land Rights Operating Expenses	15,965	14,500	15,000
60-60-00-5320	Wells Expenditures	1,957,877	400,000	450,000
60-60-00-5330	Water Treatment Plant Expenditures	4,603,109	750,000	400,000
60-60-00-5360	Water Distribution Expenditures	1,017,475	650,000	550,000
60-60-00-5361	Underground Utility Locates	-	44,000	45,000
60-60-00-5372	Centennial Capacity Readiness	400,000	400,000	400,000
60-60-00-5374	Centennial Delivery Charges	421,097	92,000	100,000
60-60-00-5400	Professional Svcs - Water Rights Hamre	18,792	15,000	15,000
60-60-00-5410	Professional Svcs - Water Rights Applegate	8,090	31,000	32,000
60-60-00-5417	Professional Svcs- Backflow Program	-	100,000	125,000
60-60-00-5419	Professional Svcs- Rates and Fees Study	-	-	22,750
	<b>Total Water Expenditures- Other</b>	<b>10,360,433</b>	<b>4,690,838</b>	<b>4,605,865</b>
	<b>Total Water Operating Expenditures</b>	<b>10,589,117</b>	<b>4,959,738</b>	<b>4,896,165</b>
	<b>Water Non-Operating Revenues</b>			
60-60-00-4110	Property Taxes	-	-	730,021
60-60-00-4120	Specific Ownership Taxes	-	-	58,400
60-60-00-4235	Oil Royalty Revenue	-	-	16,250
60-60-00-4210	Interest	495,142	250,000	250,000
60-60-00-4341	Transfer from General Fund	-	422,500	-
60-60-00-4405	Capital Improvement Fee	1,714,634	1,500,000	1,500,000
60-60-00-4406	Renewable Water Investment Revenue	3,219,339	1,000,000	1,000,000
60-60-00-4407	Proceeds from Sale of Assets	8,976,386	-	-
60-60-00-4415	Water Connect Fee	6,188,400	1,000,000	1,000,000
	<b>Total Water Non-Operating Revenues</b>	<b>20,593,901</b>	<b>4,172,500</b>	<b>4,554,671</b>
	<b>Water Non-Operating Expenditures</b>			
60-60-00-7725	Chatfield Res. Mitigation Co.	109,448	50,000	50,000
60-60-00-7740	Arapahoe Wells Repair/Rehab	-	1,300,000	240,000
60-60-00-7441	Denver Wells Repair/Rehab	-	100,000	240,000
60-60-00-7753	Sampling Station Installation	-	55,000	-
60-60-00-7754	Backwash Reclaim Tank Upgrade	-	1,600,000	-
60-60-00-7755	WTP Site Plan / O&M Manual Development	-	75,000	500,000
60-60-00-7756	WTP Filter Rehabilitation Program	-	-	500,000
60-60-00-7757	WTP Process Tank Rehab	-	160,000	900,000
60-60-00-7758	WTP HVAC	-	450,000	-
60-60-00-7759	WTP Building construction/ Filter room/ Office	-	25,000	150,000
60-60-00-7760	Well Control Vault Rehab Program	-	40,000	520,000
60-60-00-7750	Consolidation Study	35,388	-	-
60-60-00-7763	Water Loss/ PCAP	-	-	100,000
60-60-00-7752	Water - Utility Easement	-	-	92,000
60-60-00-7767	Monarch Waterline Replacement	-	-	3,250,000
60-60-00-7768	Yorkshire W/L	-	-	990,000
60-60-00-7769	WTP Liquid Ammonia Sulfate	-	-	1,150,000
60-60-00-7770	County Treasurer Fees	-	-	10,950
60-60-00-7900	Transfer to other fund	9,289,899	-	-
	<b>Total Water Non-Operating Expenditures</b>	<b>9,434,735</b>	<b>3,855,000</b>	<b>8,692,950</b>
	<b>Change in Fund Balance</b>	<b>4,917,123</b>	<b>(707,238)</b>	<b>(5,079,444)</b>
	<b>Beginning Fund Balance</b>	<b>40,649,876</b>	<b>45,566,999</b>	<b>44,859,761</b>
	<b>WATER - ENDING FUND BALANCE</b>	<b>\$ 45,566,999</b>	<b>\$ 44,859,761</b>	<b>\$ 39,780,317</b>

**Castle Pines North Metropolitan District**  
**2024 ADOPTED BUDGET**  
**WITH 2022 ACTUAL AND 2023 ESTIMATED AMOUNTS**  
**FOR THE YEARS ENDED AND ENDING DECEMBER 31,**

	2022 ACTUAL	2023 ESTIMATED	2024 ADOPTED
<b>Wastewater Enterprise Fund</b>			
<b>Wastewater Operating Revenues</b>			
60-61-00-4418	\$ 1,513,050	\$ 1,460,000	\$ 1,470,000
60-61-00-4404	667,406	615,000	620,000
60-61-00-4425	-	-	40,000
60-61-00-4220	-	-	10,000
60-61-00-4250	9,997	-	2,000
	<b>2,190,453</b>	<b>2,075,000</b>	<b>2,142,000</b>
<b>Wastewater Operating Expenditures</b>			
<b>Salaries &amp; Benefits</b>			
60-61-00-5111	113,984	107,000	114,000
60-61-00-5113	42,795	-	-
60-61-00-5114	10,033	10,000	7,000
60-61-00-5121	16,141	10,700	11,400
60-61-00-5122	341	400	500
60-61-00-5123	437	500	600
60-61-00-5124	30,700	19,900	21,300
60-61-00-5125	2,419	8,200	8,700
60-61-00-5126	1,107	2,100	2,300
	<b>217,957</b>	<b>158,800</b>	<b>165,800</b>
<b>Other- Wastewater</b>			
60-61-00-5112	-	3,850	3,850
60-61-00-5145	64,413	89,600	94,500
60-61-00-5146	-	26,250	26,250
60-61-00-5147	-	205,000	138,000
60-61-00-5159	44,680	40,000	40,000
60-61-00-5161	40,320	50,000	50,000
60-61-00-5163	-	49,000	20,000
60-61-00-5164	165,982	75,000	45,000
60-61-00-5165	4,889	-	-
60-61-00-5166	4,780	10,500	10,500
60-61-00-5167	677,254	721,000	725,000
60-61-00-5169	22,999	27,000	64,000
60-61-00-5172	4,535	-	-
60-61-00-5173	-	5,000	5,000
60-61-00-5201	23,250	13,825	8,000
60-61-00-5202	-	5,250	5,250
60-61-00-5204	-	1,050	1,050
60-61-00-5209	75,667	85,500	92,340
60-61-00-5210	4,564	5,800	6,260
60-61-00-5218	-	-	1,225
60-61-00-5219	4,448	7,250	10,000
60-61-00-5220	41,728	28,700	31,500
60-61-00-5221	6,660	8,050	8,225
60-61-00-5222	5,941	7,000	7,175
60-61-00-5223	9,549	11,638	7,000
60-61-00-5229	-	2,800	2,800
60-61-00-5230	10,598	5,250	5,250
60-61-00-5231	-	18,200	-
60-61-00-5235	-	1,050	1,050
60-61-00-5236	4,599	6,500	5,000
60-61-00-5301	13,182	-	-
60-61-00-5302	2,492	-	-
60-61-00-5305	-	700	700
60-61-00-5310	-	7,000	7,000
60-61-00-5312	-	1,750	1,750
60-61-00-5340	155,127	21,000	21,000

**Castle Pines North Metropolitan District  
2024 ADOPTED BUDGET  
WITH 2022 ACTUAL AND 2023 ESTIMATED AMOUNTS  
FOR THE YEARS ENDED AND ENDING DECEMBER 31,**

		2022 ACTUAL	2023 ESTIMATED	2024 ADOPTED
60-61-00-5350	Collection - Wet Well Cleaning	38,632	-	35,000
60-61-00-5360	Collection - Main Inspection and Cleaning	86,063	45,000	150,000
60-61-00-5361	Underground Utility Locates	-	25,000	25,000
60-61-00-5370	Collection - Repair and Maintenance	5,351	300,000	200,000
60-61-00-5400	Collection - Emergency Response	16,651	25,000	125,000
60-61-00-5410	Collection - Chemical Treatment	22,810	55,500	56,000
60-61-00-5419	Professional Services - Rates and Fees Study	-	-	12,250
60-61-00-5415	Professional Services - S.S.M.H. Condition Assessment	-	-	60,000
	<b>Total Wastewater Expenditures - Other</b>	<b>1,557,164</b>	<b>1,987,163</b>	<b>2,104,075</b>
	<b>Total Wastewater Operating Expenditures</b>	<b>1,775,121</b>	<b>2,145,963</b>	<b>2,269,875</b>
	<b>Wastewater Non-Operating Revenues</b>			
60-61-00-4110	Property Taxes	-	-	252,295
60-61-00-4120	Specific Ownership Taxes	-	-	20,200
60-61-00-4235	Oil Royalty Revenue	-	-	8,750
60-61-00-4210	Interest	57,944	60,000	50,000
60-61-00-4415	Wastewater Connect Fee	1,602,072	500,000	500,000
60-61-00-4310	Proceeds from sale of assets	11,500	-	-
60-61-00-4341	Transfer from General Fund	-	227,500	-
	<b>Total Wastewater Non-Operating Revenues</b>	<b>1,671,516</b>	<b>787,500</b>	<b>831,245</b>
	<b>Wastewater Non-Operating Expenditures</b>			
60-61-00-7510	Waste Water - Debt Service	346,044	350,000	350,000
60-61-00-7750	Consolidation Study	35,388	-	-
60-61-00-7766	Waste Water - Lift Station Renovations	-	800,000	3,250,000
60-61-00-7770	County Treasurer Fees	-	-	3,784
	<b>Total Wastewater Non-Operating Expenditures</b>	<b>381,432</b>	<b>1,150,000</b>	<b>3,603,784</b>
	<b>Change in Fund Balance</b>	<b>1,705,416</b>	<b>(433,463)</b>	<b>(2,900,414)</b>
	<b>Beginning Fund Balance</b>	<b>4,007,382</b>	<b>5,712,798</b>	<b>5,279,335</b>
	<b>WASTEWATER - ENDING FUND BALANCE</b>	<b>\$ 5,712,798</b>	<b>\$ 5,279,335</b>	<b>\$ 2,378,921</b>

Castle Pines North Metropolitan District  
**2024 ADOPTED BUDGET**  
 WITH 2022 ACTUAL AND 2023 ESTIMATED AMOUNTS  
 FOR THE YEARS ENDED AND ENDING DECEMBER 31,

		2022 ACTUAL	2023 ESTIMATED	2024 ADOPTED
<b>Storm Drainage Fund</b>				
<b>Operating Revenues</b>				
60-62-00-4417	Storm Drainage Revenue	\$ 252,000	\$ 42,500	\$ -
60-62-00-4210	Interest	15,696	2,000	-
<b>Total Storm Drainage Operating Revenues</b>		<b>267,696</b>	<b>44,500</b>	<b>-</b>
<b>Storm Drainage Operating Expenditures</b>				
<b>Salaries &amp; Benefits</b>				
60-62-00-5111	Salaries - Salaried	11,344	6,000	-
60-62-00-5113	Salaries - Hourly	9,510	3,000	-
60-62-00-5121	PERA Employer Contribution	1,833	1,500	-
60-62-00-5122	Unemployment Insurance Taxes	106	50	-
60-62-00-5123	Workman Comp Insurance	109	70	-
60-62-00-5124	Employer Contr. Health Insurance	4,076	1,000	-
60-62-00-5125	Employer Contr. Medicare	276	150	-
60-62-00-5126	PERA Matchmaker Contribution	304	130	-
<b>Total Salaries &amp; Benefits</b>		<b>27,558</b>	<b>11,900</b>	<b>-</b>
<b>Other</b>				
60-62-00-5145	Accounting and Payroll	8,886	1,886	-
60-62-00-5166	Software Support	945	425	-
60-62-00-5169	Consulting Svcs - Communications	5,500	550	-
60-62-00-5172	Consulting Svcs - Public Relations	1,134	400	-
60-62-00-5220	Property & Liability Insurance	10,432	-	-
60-62-00-5221	Postage & Freight	1,620	500	-
60-62-00-5222	Printing & Copying	902	400	-
60-62-00-5302	Vehicle Fuel Expense	786	-	-
60-62-00-5999	IGA - City of Castle Pines	-	1,375,963	-
<b>Total Other</b>		<b>30,205</b>	<b>1,380,124</b>	<b>-</b>
<b>Change in Fund Balance</b>		<b>209,933</b>	<b>(1,347,524)</b>	<b>-</b>
<b>Beginning Fund Balance</b>		<b>1,155,242</b>	<b>1,365,175</b>	<b>17,651</b>
<b>STORM DRAINAGE - ENDING FUND BALANCE</b>		<b>\$ 1,365,175</b>	<b>\$ 17,651</b>	<b>\$ 17,651</b>

**CERTIFICATION OF TAX LEVIES for NON-SCHOOL Governments**

**TO The County Commissioners of Douglas County, Colorado  
 On behalf of the Castle Pines North Metro District  
 the Board of Directors  
 of the Castle Pines North Metropolitan District**

**Hereby** officially certifies the following mills to be levied against the taxing entity's **GROSS** assessed valuation of: **\$276,365,860** Note: If the assessor certified a NET assessed valuation (AV) different than the GROSS AV due to a Tax Increment Financing (TIF) Area the tax levies must be calculated using the NET AV. The taxing entity 's total property tax revenue will be derived from the mill levy multiplied against the **NET** assessed valuation of: **\$276,365,860**

**Submitted:** *Michelle Barrasso* for budget/fiscal year 2024

<b>PURPOSE</b>	<b>LEVY</b>	<b>REVENUE</b>
1. General Operating Expenses	7.000 mills	\$1,934,561
2. <Minus> Temporary General Property Tax Credit/ Temporary Mill Levy Rate Reduction	-3.500 mills	-\$967,281
<b>SUBTOTAL FOR GENERAL OPERATING:</b>	<b>3.500 mills</b>	<b>\$967,280</b>
3. General Obligation Bonds and Interest	0.000 mills	\$0
4. Contractual Obligations	0.000 mills	\$0
5. Capital Expenditures	0.000 mills	\$0
6. Refunds/Abatements	0.022 mills	\$6,080
7. Other	0.000 mills	\$0
8. Judgment	0.000 mills	\$0
<b>TOTAL:</b>	<b>3.522 mills</b>	<b>\$973,360</b>

**THIS SECTION APPLIES TO TITLE 32, ARTICLE 1 SPECIAL DISTRICTS THAT LEVY TAXES FOR PAYMENT OF GENERAL OBLIGATION DEBT (32-1-1603 C.R.S.).** Taxing entities that are Special Districts or Subdistricts of Special Districts must certify separate mill levies and revenues to the Board of County Commissioners, one each for the funding requirements of each debt (32-1-1603, C.R.S.). Use additional pages as necessary.

The Special District's or Subdistrict's total levies for general obligation bonds and total levies for contractual obligations should be recorded on Page 1, Lines 3 and 4 respectively.

**CERTIFY A SEPARATE MILL LEVY FOR EACH BOND, CONTRACT, OTHER, AND/OR JUDGMENT:**

**BONDS**

No Bonds Available

**CONTRACTS**

No Contracts Available

**OTHER**

No Other Available

---

**JUDGMENT**

No Judgment Available

---

**Explanation of Change:**

Generated On Tue, 09 Jan 2024

**CERTIFICATION OF TAX LEVIES for NON-SCHOOL Governments**

TO: County Commissioners<sup>1</sup> of Douglas County, Colorado.

On behalf of the Castle Pines North Metropolitan District,  
(taxing entity)<sup>A</sup>

the Board of Directors  
(governing body)<sup>B</sup>

of the Castle Pines North Metropolitan District  
(local government)<sup>C</sup>

Hereby officially certifies the following mills to be levied against the taxing entity's GROSS \$ assessed valuation of:

276,365,860  
(GROSS<sup>D</sup> assessed valuation, Line 2 of the Certification of Valuation Form DLG 57<sup>E</sup>)

Note: If the assessor certified a NET assessed valuation (AV) different than the GROSS AV due to a Tax Increment Financing (TIF) Area<sup>F</sup> the tax levies must be calculated using the NET AV. The taxing entity's total property tax revenue will be derived from the mill levy multiplied against the NET assessed valuation of:

276,365,860  
(NET<sup>G</sup> assessed valuation, Line 4 of the Certification of Valuation Form DLG 57)  
**USE VALUE FROM FINAL CERTIFICATION OF VALUATION PROVIDED BY ASSESSOR NO LATER THAN DECEMBER 10**

Submitted: 1/9/2024 for budget/fiscal year 2024  
(no later than Dec. 15) (mm/dd/yyyy) (yyyy)

PURPOSE (see end notes for definitions and examples)	LEVY <sup>2</sup>	REVENUE <sup>2</sup>
1. General Operating Expenses <sup>H</sup>	<u>7.000</u> mills	\$ <u>1,934,561</u>
2. <Minus> Temporary General Property Tax Credit/ Temporary Mill Levy Rate Reduction <sup>I</sup>	< <u>3.500</u> > mills	\$ < <u>967,281</u> >
<b>SUBTOTAL FOR GENERAL OPERATING:</b>	<u>3.500</u> mills	\$ <u>967,280</u>
3. General Obligation Bonds and Interest <sup>J</sup>	_____ mills	\$ _____
4. Contractual Obligations <sup>K</sup>	_____ mills	\$ _____
5. Capital Expenditures <sup>L</sup>	_____ mills	\$ _____
6. Refunds/Abatements <sup>M</sup>	<u>0.0220</u> mills	\$ <u>6,080</u>
7. Other <sup>N</sup> (specify): _____	_____ mills	\$ _____
_____	_____ mills	\$ _____
<b>TOTAL:</b> [ Sum of General Operating Subtotal and Lines 3 to 7 ]	<u>3.522</u> mills	\$ <u>973,360</u>

Contact person: Kim J. Seter, Atty Reg #14294 Phone: (303)770-2700  
Signed: [Signature] Title: District General Counsel

Survey Question: Does the taxing entity have voter approval to adjust the general operating levy to account for changes to assessment rates?  Yes  No

Include one copy of this tax entity's completed form when filing the local government's budget by January 31st, per 29-1-113 C.R.S., with the Division of Local Government (DLG), Room 521, 1313 Sherman Street, Denver, CO 80203. Questions? Call DLG at (303) 864-7720.

<sup>1</sup> If the taxing entity's boundaries include more than one county, you must certify the levies to each county. Use a separate form for each county and certify the same levies uniformly to each county per Article X, Section 3 of the Colorado Constitution.  
<sup>2</sup> Levies must be rounded to three decimal places and revenue must be calculated from the total NET assessed valuation (Line 4 of Form DLG57 on the County Assessor's FINAL certification of valuation).

**CERTIFICATION OF TAX LEVIES, continued**

**THIS SECTION APPLIES TO TITLE 32, ARTICLE 1 SPECIAL DISTRICTS THAT LEVY TAXES FOR PAYMENT OF GENERAL OBLIGATION DEBT (32-1-1603 C.R.S.).** Taxing entities that are

Special Districts or Subdistricts of Special Districts must certify separate mill levies and revenues to the Board of County Commissioners, one each for the funding requirements of each debt (32-1-1603, C.R.S.) Use additional pages as necessary. The Special District's or Subdistrict's total levies for general obligation bonds and total levies for contractual obligations should be recorded on Page 1, Lines 3 and 4 respectively.

**CERTIFY A SEPARATE MILL LEVY FOR EACH BOND OR CONTRACT:**

**BONDS<sup>J</sup>:**

1. Purpose of Issue: \_\_\_\_\_  
Series: \_\_\_\_\_  
Date of Issue: \_\_\_\_\_  
Coupon Rate: \_\_\_\_\_  
Maturity Date: \_\_\_\_\_  
Levy: \_\_\_\_\_  
Revenue: \_\_\_\_\_

2. Purpose of Issue: \_\_\_\_\_  
Series: \_\_\_\_\_  
Date of Issue: \_\_\_\_\_  
Coupon Rate: \_\_\_\_\_  
Maturity Date: \_\_\_\_\_  
Levy: \_\_\_\_\_  
Revenue: \_\_\_\_\_

**CONTRACTS<sup>K</sup>:**

3. Purpose of Contract: \_\_\_\_\_  
Title: \_\_\_\_\_  
Date: \_\_\_\_\_  
Principal Amount: \_\_\_\_\_  
Maturity Date: \_\_\_\_\_  
Levy: \_\_\_\_\_  
Revenue: \_\_\_\_\_

4. Purpose of Contract: \_\_\_\_\_  
Title: \_\_\_\_\_  
Date: \_\_\_\_\_  
Principal Amount: \_\_\_\_\_  
Maturity Date: \_\_\_\_\_  
Levy: \_\_\_\_\_  
Revenue: \_\_\_\_\_

Use multiple copies of this page as necessary to separately report all bond and contractual obligations per 32-1-1603, C.R.S.